

### Set Includes

Cap Spoiler - Degreasing Cloth - Installation manual



### 1. Check fitting:

Measure distance on both sides of the spoiler and align it centrally.

Mark end points on the car spoiler

### 2. Prepare spoiler surface:

Use degreasing cloth to clean surface of spoiler that adjoins Maxton Design Cap Spoiler


### 3. Install spoiler:

Line up Maxton's Cap Spoiler with previously marked points, tear off red protecting tape and put Cap spoiler on the car.


### 4. Check installation:

Press strongly whole adjoining surface to make whole 3M tape stick to car.


1.



2.



3.



4.

